



PowerView® Scenes

GETTING STARTED WITH YOUR GOOGLE ASSISTANT

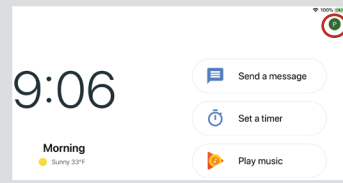
Getting Started

In order to take advantage of voice control of PowerView® Scenes with your Google Assistant, you need:

- A PowerView® account with a PowerView® Hub* registered to the account
- A device enabled with the Google Assistant connected to your Google account
- The Google Assistant App or the Google Home App downloaded and installed on your mobile device

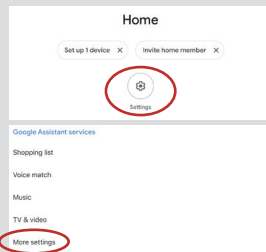
1 Open the Google Assistant App *or* the Google Home App on your mobile device.

The Google Assistant App



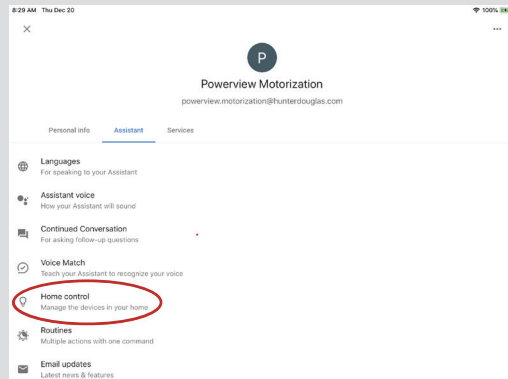
- In the Google Assistant App select the account details icon in the top right corner of the screen.

Google Home App

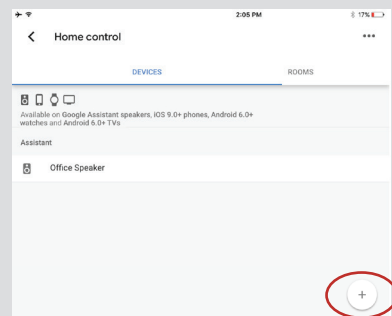


- In the Google Home App select the Settings icon and then scroll down the menu to select More Settings.

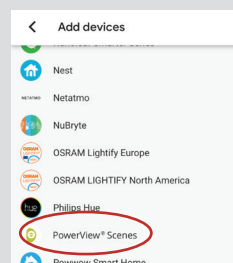
2 In the Assistant tab, select Home Control.



3 Press the (+) icon to add a device.

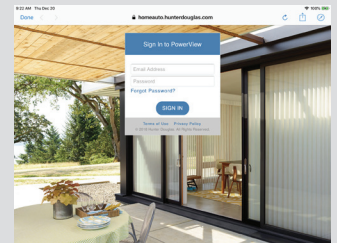


- Select PowerView Scenes from the available devices list.



4 Enter your PowerView account information to link your PowerView account with your Google Assistant.

- Click Authorize to link your PowerView account with the Google Assistant. Your profile and PowerView Scenes will be shared with the Google Assistant. Your PowerView Scenes will then be added to the Google Assistant/Home App as devices.



5 Begin activating PowerView Scenes using your Google Assistant by saying Action phrases that correspond to your PowerView Scene names.

Examples of phrases to control your Scenes include:

- "Hey Google, run Good Morning"
- "Hey Google, activate I'm Home"
- "Hey Google, turn on Good Night"

Tips

- Before attempting to add PowerView Scenes to the Google Assistant/Home App, please ensure your PowerView Hub is registered to your PowerView account.
- Any changes made to PowerView Scenes in the PowerView App, including Scene names, additions and deletions, will automatically be updated in the Google Assistant/Home App.
- If you have multiple or similar Scene names, you can activate them at the same time with a single command, or you can activate a single Scene by saying the Action phrase, Scene name and room, i.e. "Hey Google, activate Good Morning in the Bedroom."

*A PowerView Hub, Gen 2, is required to add PowerView Scenes as devices in the Google Assistant App or the Google Home App.

